
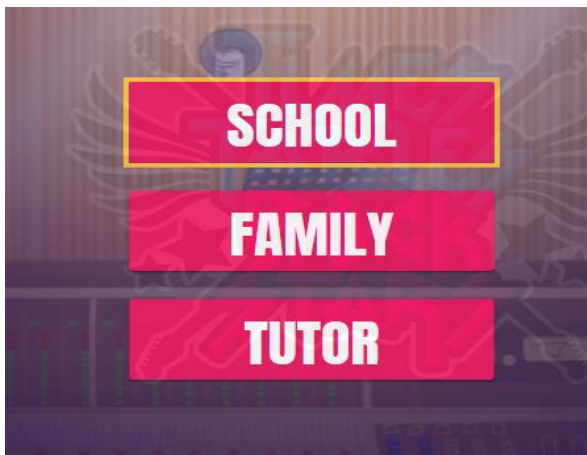


## TTR User guide

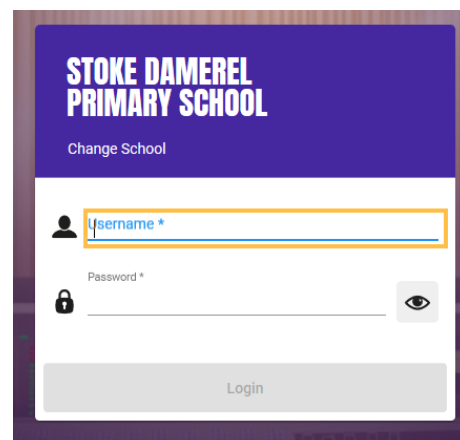
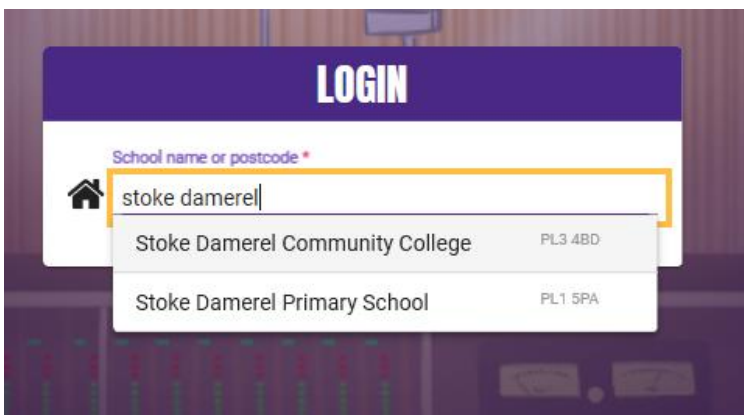
To login visit <https://play.ttrackstars.com/> and you will be taken to the page below.



Click login then select school and student.

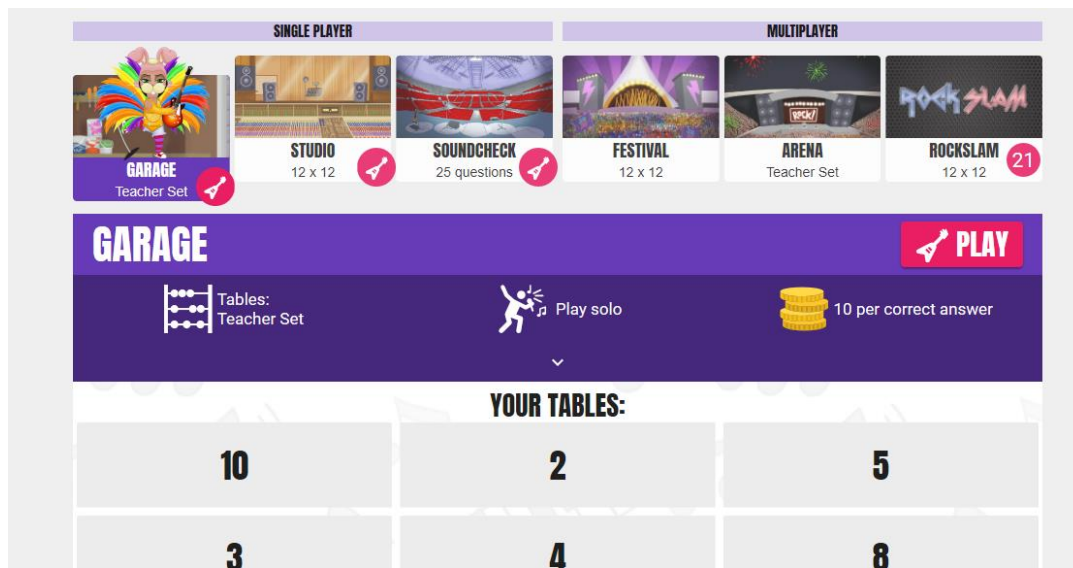


Type in the school name into the required field



Finally, input your login details - Username and password.

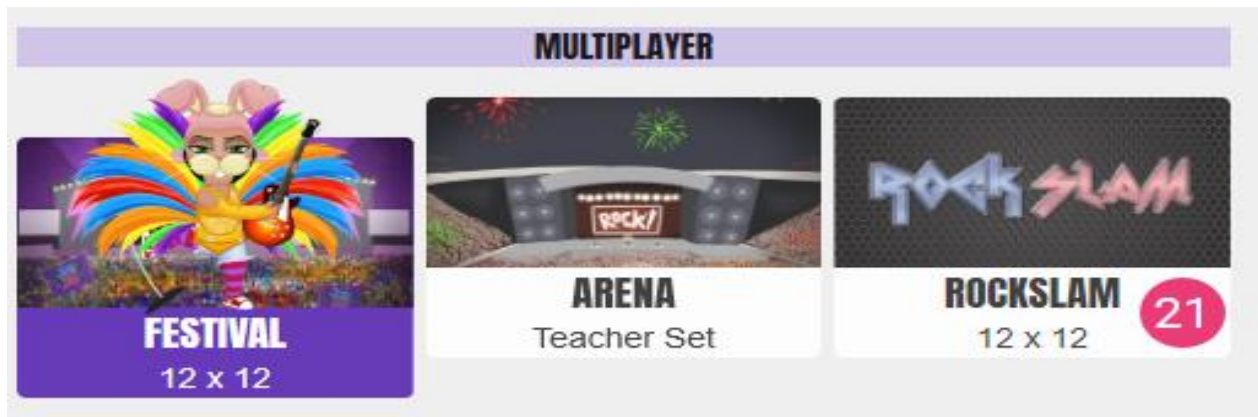
There are three single players game modes that the children will use to practice their times tables.



- The first is garage mode which will allow children 120 seconds to answer different times tables questions to earn coins.
- The second is studio in which the children will have 102 seconds to answer as many questions as quickly as they can. They will be given an average score per question which will be tracked on the school leaderboard.
- The third is sound check in which the children have to answer 25 questions with 6 seconds per question.

All the above games will improve the children's speed and recall of their times tables up to their 12 times tables.

Children will also have the option to participate in multiplayer games. They will be able to challenge their friends, school mates and even different children around the world.

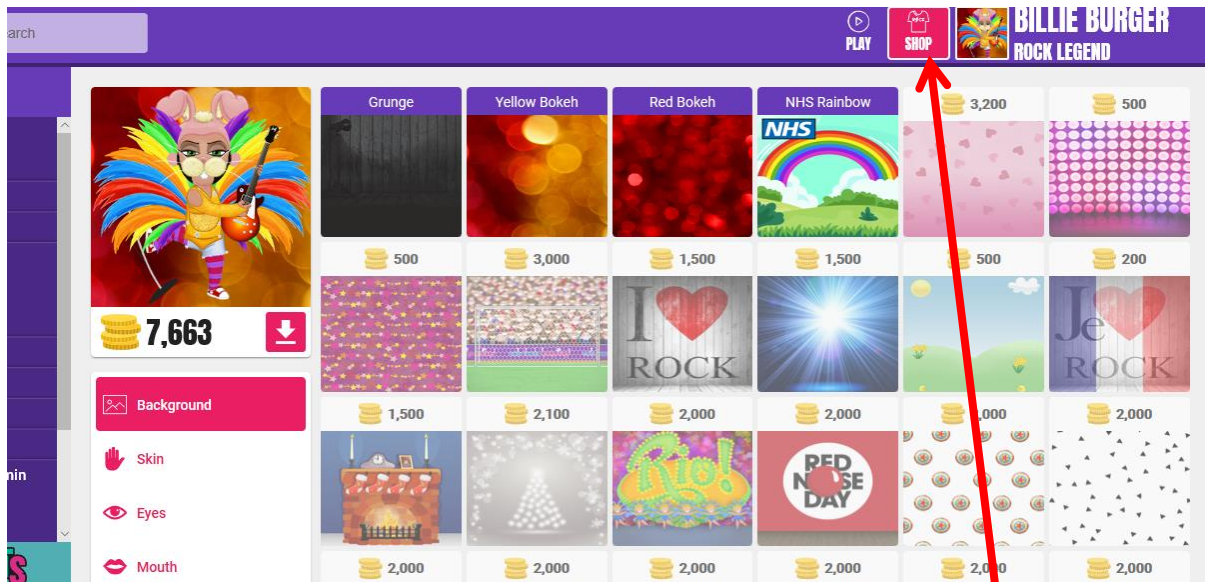


To access the multiplayer games your child will need to see one of the above options:

- Festival asks you to choose a famous music festival to 'play' at and answer as many questions as you can to beat the other children around the world playing.
- Arena mode will get your child 'playing' in a famous music venue from around the world. They will challenge students within their own school in this mode.
- Rock slam allows children to lay down the gauntlet and challenge their friends to a battle to see who has the fastest recall of their times tables.

The competitive nature of all of the games generally leads to high engagement and progress for the children.

Through all the games on the times tables rockstars website the children will earn coins. These coins can be used to purchase different styles for their avatar. This allows them to build their own truly unique 'rockstar'



The shop can be accessed by clicking on the shop tab near the top of the screen.

To log out of the website you need to click on your avatar in the top corner and select the log out option.

